

Interactive Catalog Supplements Catalog PDFs

If you need detailed product information, or help choosing the right product for your application, see our **Interactive Catalog**. Use the **Interactive Catalog** to access the most complete and up-to-date information available.

The **Interactive Catalog** provides an extensive collection of product specifications, application data, and technical literature that can be searched based on criteria you select.

This PDF catalog information was published in November 2000.



Sensing and Control
**Interactive
Catalog...**

**Click this icon to try
the Interactive Catalog.**

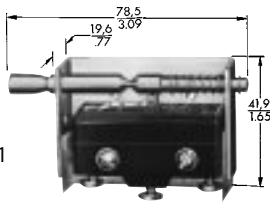
Sensing and Control
Honeywell Inc.
11 West Spring Street
Freeport, IL 61032



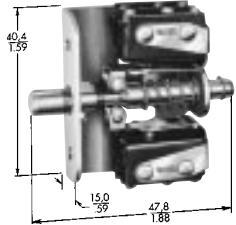
Manual Switches

Door Switches

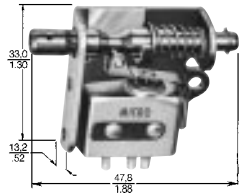
AC Series



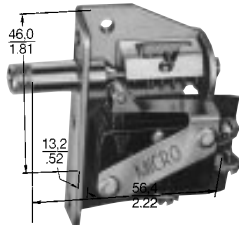
Style 1




Style 2




Style 3




Style 4




Style 5



Style 6



Style 7



Style 8

FEATURES

- Automatically cut power when service door or drawer is opened, helping protect personnel and equipment.
- Enables circuit testing with power On by manually pulling rod actuator to maintained-On position. (Closing door or drawer resets switch.)

CHARACTERISTICS:

F.P. — Free Position;
O.P. — Operating Position;
D.P. — Depressed Position.

ELECTRICAL RATINGS

A	15 amps, 125, 250 or 480 VAC; 1/2 amp, 125 VDC; 1/4 amp, 250 VDC.
B	5 amps, 125 or 250 VAC; 30 Vdc ind., 3 amps (sea level) and 2.5 amps (50,000 ft.); res., 5 amps (sea level and 50,000 ft.); max. inrush 25 amps.
C	15 amps, 125 or 250 VAC; 1/2 amp, 125 VDC; 1/4 amp, 250 VDC; 1/3 hp, 125 or 250 VAC.

ORDER GUIDES WITH STEEL ROD ACTUATORS

Style No.	Description	Basic Switch	Elec. Rating	Catalog Listing	F.P. max. mm in.	O.P. min. mm in.	D.P. max. mm in.
1	15 amps, SPDT	BZ	A	1AC2	11,1 .438	6,35 .250	3,18 .125
2	5 amps, Four SPDT ckts.	SM(4)	B	8AC1	9,53 .375	5,16 .203	3,18 .125
3	Three 6-foot leads. Sealed basic switches. 5 amps, SPDT.	SE	B	9AC4	9,53 .375	5,16 .203	3,18 .125
3	Two 3-foot leads. Sealed basic switches. 5 amps, SPST-N.O.	SE	B	9AC12-3	9,53 .375	5,16 .203	3,18 .125
4	Can be reset without momentary ckt. break. 15 amps, SPDT.	V3	C	13AC1	15,9 .625	12,3 .485	6,68 .263
5	Miniature size. 5 amps, SPDT.	SM	B	17AC1-T 17AC18-T (MS16106-4)	9,53 .375	5,59 .220	4,45 .175
6	Tapped hole in end of actuator rod. 15 amps, SPDT.	V3	C	2AC59 (MS16106-1)	9,53 .375	5,16 .203	3,18 .125

WITH HIGH STRENGTH THERMOPLASTIC ROD ACTUATORS*

2	5 amps, Four SPDT ckts.	SM(4)	B	8AC9 (MS16106-3)	9,53 .375	5,16 .203	3,18 .125
6	15 amps. SPDT.	V3	C	22AC1	9,53 .375	5,16 .203	3,18 .125
6	Tapped hole in end of actuator rod. 15 amps, SPDT.	V3	C	22AC2	9,53 .375	5,16 .203	3,18 .125
7	15 amps. SPDT.	V3	C	23AC1	9,53 .375	5,16 .203	3,18 .125
7	Tapped hole in end of actuator rod. 15 amps, SPDT.	V3	C	23AC2	9,53 .375	5,16 .203	3,18 .125
8	15 amps. Two SPDT ckts.	V3(2)	C	24AC1	9,53 .375	4,75 .187	3,18 .125
8	Tapped hole in end of actuator rod. 15 amps. Two SPDT ckts.	V3(2)	C	24AC2 4AC54** (MS16106-2) 4AC55 (MS16106-5)	9,53 .275	4,75 .187	3,18 .125

* Not for use above 85°C (+185°F). Use steel actuators at higher temperatures. For additional catalog listings, contact your nearest MICRO SWITCH Sales Office.

** Both switches operate on pull stroke, only one switch operates on push (reset) stroke.

Manuals