

Interactive Catalog Supplements Catalog PDFs

If you need detailed product information, or help choosing the right product for your application, see our **Interactive Catalog**. Use the **Interactive Catalog** to access the most complete and up-to-date information available.

The **Interactive Catalog** provides an extensive collection of product specifications, application data, and technical literature that can be searched based on criteria you select.

This PDF catalog information was published in November 2000.



Sensing and Control
**Interactive
Catalog...**

**Click this icon to try
the Interactive Catalog.**

Sensing and Control
Honeywell Inc.
11 West Spring Street
Freeport, IL 61032



Position Sensors

Hermetically Sealed Switches

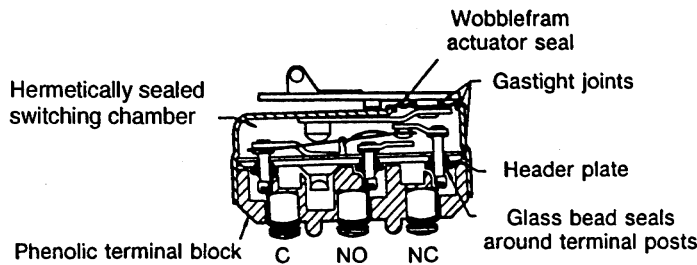


GENERAL INFORMATION

HS switches are designed for applications where maximum electrical rating and maximum sealing are essential, and where size and weight requirements are less critical. These switches are side mounted through mounting holes that are outside the sealed switching chamber.

FEATURES

- Hermetically sealed per MIL-S-8805, design symbol 5 (-67° to +180°F or -55° to 82°C)
- Power load switching capability up to 25 amperes, 28 VDC
- Temperature tolerance from -67°F to +250°F (-55°C to +125°C)
- High temperature construction for use to +300°F (149°C)
- Several styles of integral lever actuators
- Two styles of terminals
- Military standard construction with listings on the MIL-S-8805 qualified products list
- UL recognized File #E12252; CSA certified LR 4442



ELECTRICAL RATINGS

Circuitry	Electrical Rating Codes
Single-Pole Double-Throw	M 25 amps res., 8 amps ind., 5 amps motor, 3 amps lamp load, 28 vdc; 1 amp res., 1 amp ind., 115 vac, 60 Hz UL-CSA Rating: 1 amp., 115 vac, 60 Hz.
	N 15 amps res., 8 amps ind., 28 vdc; 1 amp res., 1 amp ind., 115 vac, 60 Hz
	O 20 amps res., 8 amps ind., 28 vdc; 1 amp res., 1 amp ind., 115 vac, 60 Hz UL-CSA Rating: 1 amp, 115 vac, 60 Hz
	P 10 amps res., 5 amps ind., 28 vdc; 1 amp res., 1 amp ind., 115 vac, 60 Hz UL-CSA Rating: 1 amp., 115 vac, 60 Hz.






Position Sensors

Hermetically Sealed Switches

HS Series

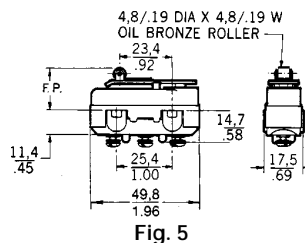
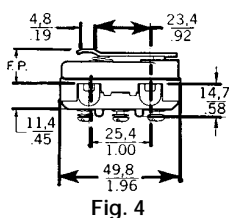
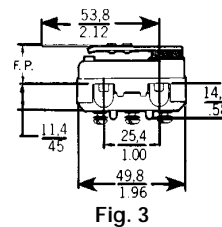
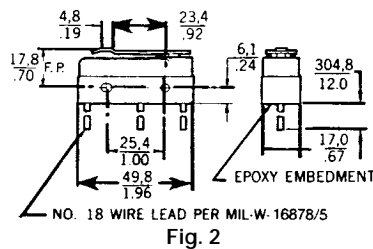
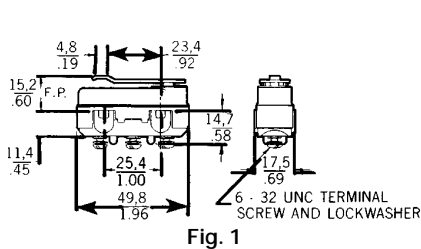
Characteristics: O.F. — Operating Force; R.F. — Release Force; P.T. — Pretravel; O.T. — Overtravel; D.T. — Differential Travel; O.P. — Operating Position.

HS ORDER GUIDE

	Catalog Listing	Recommended For	Electrical Rating Code	Operating Characteristics					
				O.F. max. Newtons ounces	R.F. min. Newtons ounces	P.T. max. mm inches	O.T. min. mm inches	D.T. max. mm inches	O.P. mm inches
 Fig. 1	1HS1 (MS25011-1)	Most applications MIL-S-8805 (M8805/47)	M	2,78-6,12 10-22	1,11 4	1,65 .065	0,25 .010	0,51 .020	13,5 ± 0,38 .530 ± .015
	101HS1	Operating in temperatures to +250°F (121°C)	O	2,78-6,12 10-22	1,11 4	1,65 .065	0,25 .010	0,51 .020	13,5 ± 0,38 .530 ± .015
	102HS1	Operating in temperatures to +300°F (149°C)	P	2,78-8,34 10-30	1,11 4	1,65 .065	0,25 .010	0,51 .020	13,5 ± 0,38 .530 ± .015
 Fig. 2	4HS4-118	Lead wire termination	N	2,78-6,12 10-22	1,11 4	1,65 .065	0,25 .010	0,51 .020	15,6 .615 ± .020
 Fig. 3	1HS41	Applications requiring added overtravel	M	1,11-5,56 4-20	0,56 2	—	1,57 .062 max.	2,54 .100	13,54 .533 approx.
 Fig. 4	1HS6 (MS25011-4)	MIL-S-8805 requirements. More operating force	M	6,12-7,78 22-28	1,11 4	2,16 .085	0,25 .010	0,51 .020	13,5 ± 0,38 .530 ± .015
 Fig. 5	1HS3	Roller lever	M	2,78-6,12 10-22	1,11 4	1,65 .065	0,25 .010	0,51 .020	18,3 ± 0,38 .720 ± .015

HS MOUNTING DIMENSIONS (For reference only)

Mounting holes will accept pins or screws of .139" (3,53mm) diameter.



Key: $\frac{0,0}{0.00} = \frac{\text{mm}}{\text{inches}}$

Position Sensors